


THICKNESS 80MM  
REGION CHICAGO



EDGE  
ROUNDED BEVEL EDGE

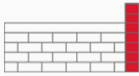
UNILOCK® Exclusive Technologies

- ENDURACOLOR
- EASYCLEAN



APPLICATIONS

Note: Not all sizes are suitable for every application.



Borders and Accents



Patio & Walkway

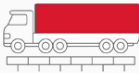


Driveway



Permeable

SustainableDesign, Stormwaterretention,  
LowImpactDesign, RainwaterHarvesting,  
IncreasedLotRatio



Heavy Duty Vehicular

COLORS

MIDNIGHT SKY  
FINISH: UMBRIANO -  
MOTTLED



4\"X12\"  
100mm x 300mm x 80mm  
3 7/8\" x 11 7/8\" x 3 1/8\"

WINTER MARVEL  
FINISH: UMBRIANO -  
MOTTLED



4\"X12\"  
100mm x 300mm x 80mm  
3 7/8\" x 11 7/8\" x 3 1/8\"

FRENCH GREY  
FINISH: UMBRIANO -  
MOTTLED



4\"X12\"  
100mm x 300mm x 80mm  
3 7/8\" x 11 7/8\" x 3 1/8\"

JOINT SPACING = 3MM

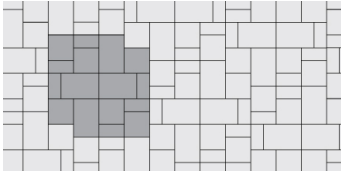
LAYING PATTERNS




LP UMBRIANO MULTI UNIT  
RANDOM G PDF



LP UMBRIANO FIXED RANDOM A  
PDF



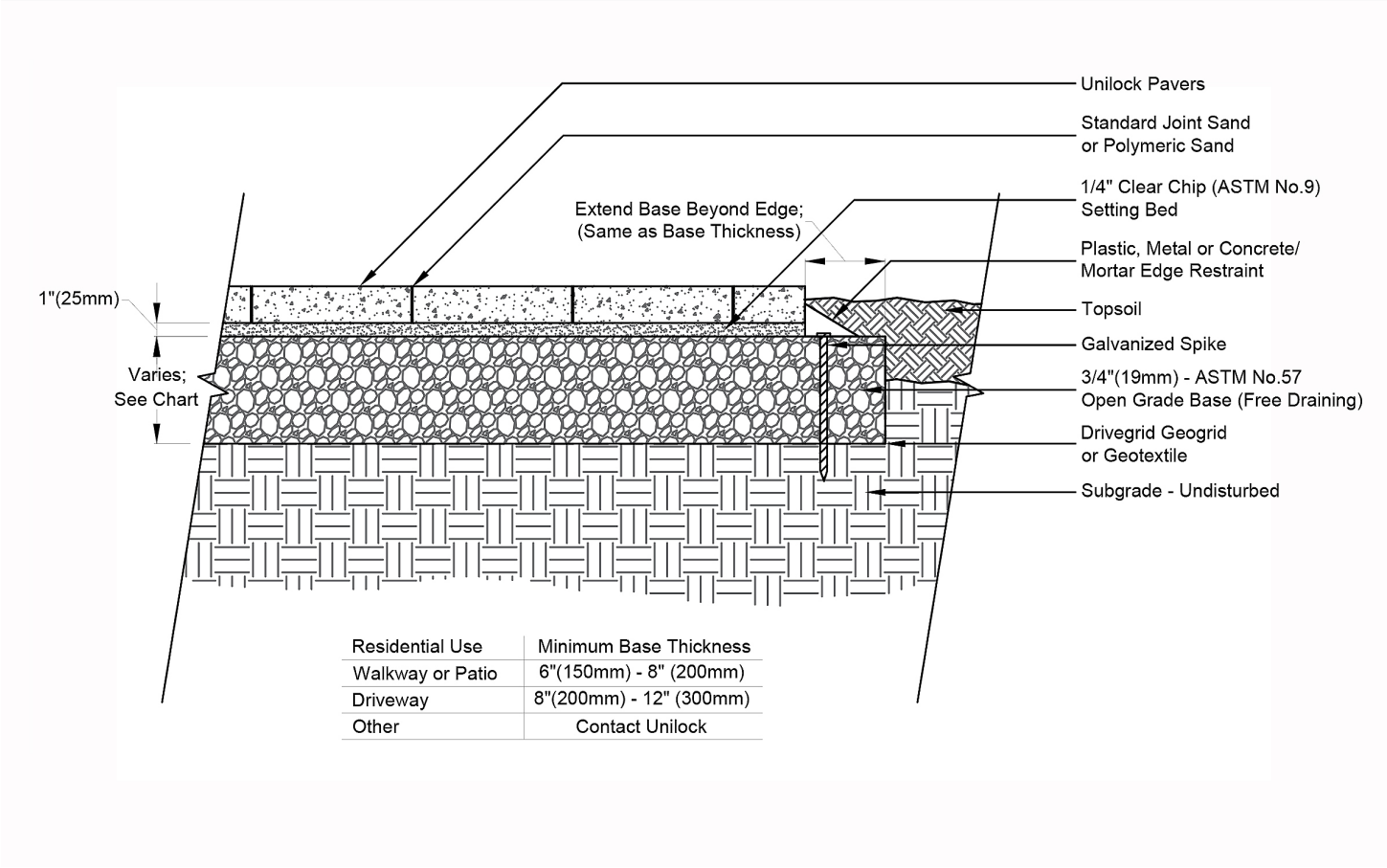
LP UMBRIANO FIXED RANDOM B  
PDF



LP ARTLINE FIXED RANDOM A

TYPICAL CROSS SECTION

Note: Base, screed bed, infill aggregates and or reinforcements may vary based on project requirements or as specified by engineer.



PACKAGING

	(60) RANDOM RANDOM BUNDLE	(70) RANDOM RANDOM BUNDLE	XL	8"X8" HEX	4"X12"
UNIT THICKNESS (MM)	60	70	60	60	80
LAYERS PER BUNDLE	10	8	10	10	8
SQ FT PER BUNDLE	116.57	93.25	116.57	108.31	93.04
SQ FT PER LAYER	11.66	11.66	11.66	10.83	11.63
SQ FT PER UNIT	1.46	0.49	5.83	0.45	0.32
UNITS PER BUNDLE	80	192	20	240	288
UNITS PER LAYER	8	24	2	24	36
LIN FT PER BUNDLE - SOLDIER	37.40	94.49	-	-	-
LIN FT PER LAYER - SOLDIER	3.74	11.81	-	-	-
LIN FT PER UNIT - SOLDIER	1.87	0.33	-	-	-
LIN FT PER BUNDLE - SAILOR	93.50	62.30	283.46	-	-
LIN FT PER LAYER - SAILOR	9.35	6.23	35.43	-	-
LBS PER BUNDLE	3,199.26	2,985.70	3,199.26	2,762	3,404.48
LBS PER LAYER	319.93	373.21	319.93	276.20	425.56
LBS PER UNIT	39.99	15.55	159.96	11.51	11.82

## INSTALLATION NOTES

---

Umbriano is the ideal pool deck, patio or driveway paver. Umbriano is unaffected by chlorine, salt pool water and is resistant to de-icing salts as well. The clean, sleek and modern lines make it the most contemporary paver available. Umbriano also has Easy Clean™ Technology allowing for quick cleanup of food and other dirty spills!

Recommended Base Stabilization – one layer of DriveGrid™ stabilization grid between subgrade and base material. Recommended depth 8" to 10" below pavers for maximum stability and performance. Use under Standard Base or Permeable Base.

Special Note: To achieve applications other than the recommended based on concrete paver aspect ratio alone, additional base structures such as Drivecell and Trass base may be utilized. Contact your local representative for more information.

Standard Base – Min. 6" – 8" of ¾" Crusher Run gravel (any road base standard in accordance with ASTM-D2940) compacted to 98% Standard Proctor Density (SPD).

Standard Bedding Course – 1" thick of coarse sand– in accordance with ASTM-D2940 screeded over base.

Alternative Permeable Base – Min. 6" – 8" of ¾" clear open-graded stone compacted to achieve full particle lock-up and consolidation. (Clear open-graded does not compact but does consolidate slightly by rattling the particles together.)

Alternative Permeable Bedding Course – 1" thick of 1/4" clear open-graded chip stone – (ASTM No. 8) screeded over base.

Special Note: Concrete Direct Overlay – In some areas of the country and in some applications pavers are very successfully placed directly over concrete. Concrete as a base is in itself quite strong, but it can affect the structural integrity of the paver particularly in vehicular applications, where the concrete below is sub-par. The following considerations must be taken into account to insure that the concrete below the surface is ideal:

1. Concrete integrity – concrete must be in good condition, and not crumbling
2. Drainage slope – concrete below must be sloped away from all buildings and structures
3. Drainage holes – In lowest areas of the concrete, drill 1" holes in concrete (on 12" centers) and fill holes with ¼" chip (ASTM No. 8)
4. Base drainage - the area below the concrete must not be subject to frost movement
5. Surface - surface must be totally smooth and flat equivalent to the desired finished surface
6. Waterproofing - may be required when installing pavers over concrete where there is a basement or cold cellar below. Install an impervious rubber membrane over the surface prior to installing any pavers over the surface.
7. Jointing Sand - Use an impervious polymeric sand when installing over concrete

### Jointing Material and Joint Stabilization

All sands must meet ASTM C144 or C33 Specifications. For best appearance and optimal performance,, keep jointing materials approximately 1/8" below the chamfer (bevel edge) of the paver.

Good Option: Ordinary sharp jointing sand in accordance with ASTM C144 or C33. (Common name: Concrete Sand)

Best Option: Any polymeric sand or ordinary concrete sand stabilized by a water-based or solvent-based joint sand stabilizer sealer. Always follow manufacturer's application specifications and requirements.

Handling – Exercise caution when handling this product, as contact between its zero-bevel edges may cause damage. Larger units should be placed mechanically with a vacuum lifter.

Edge Restraint - Always install an edge restraint around the perimeter of any paver installation not restrained by building structures. Spike-in edge restraints come in plastic and metal and work well for most applications. A concrete curb or a sub-surface concrete wedge can also be installed to retain the edge.

Paver Compaction - Always use a protective polymer pad on the bottom of your compactor when doing the final compaction of the pavers. An alternative is to use a rubber-roller compactor for the final compaction.

Cleaners – Any cleaner specifically designed for pavers may be used for color restoration or general cleaning. Follow manufacturer's dilution rates and application procedures. Always test a small area to make sure the results are as expected.

### Sealers

- Product may be sealed for aesthetic or cleanliness reasons but it is not required
- Use any sealer approved for concrete pavers
- Select type for desired aesthetics
- Product must be cleaned before sealing
- Always read and follow manufacturer's application procedures
- Always test a small area to make sure the results are as expected

The Americans with Disabilities Act Accessibility Guidelines (ADAAG) provides measurable criteria to determine compliance, not individual product evaluation. Gaps, joints or openings, greater than ½" horizontal and ¼" vertical should be avoided as they can disrupt wheelchair maneuvering (United States Access Board – Guidelines and Standards).

---

Unilock reserves the right to change product information without notice.

PDF Generated May 22, 2025





## DISTRIBUTED BY:

ASP Enterprises, Quick Supply Co., Bowman Construction Supply & Cascade Geosynthetics are sister companies that serve customers from the Midwest, across the Rocky Mountains to the Pacific Northwest. Together we supply customers with a variety of environmental construction materials including erosion and sediment control, geosynthetics, stormwater management, drainage products, hardscapes and outdoor living, revegetation and soil amendments, waterproofing solutions and more.



We are full line distributors of environmental construction materials for all project types. Contact us for assistance with a project or a quote on products. From specification recommendations and project development to installation and completion, we're here to help with all of your site solution needs. Our warehouses are stocked with readily available inventory and we offer same and next-day deliveries.

### ASP ENTERPRISES

[aspent.com](http://aspent.com)

[salesasp@aspent.com](mailto:salesasp@aspent.com)

#### ST. LOUIS

1099 Cassens Industrial Ct.  
St. Louis, MO 63026  
636-343-4357

#### KANSAS CITY

5301 E 59th St.  
Kansas City, MO 64130  
816-554-1191

#### OMAHA

15263 Cooper St.  
Omaha, NE 68138  
402-861-8579

#### WICHITA

316-393-1554

#### WENTZVILLE

1906 E Service Rd. HWY 61 N  
Wentzville, MO 63385  
636-445-9090

### QUICK SUPPLY CO.

[quicksupplyco.com](http://quicksupplyco.com)

[salesquick@quicksupplyco.com](mailto:salesquick@quicksupplyco.com)

#### DES MOINES

6620 NW Toni Dr.  
Des Moines, IA 50313  
515-289-1271

### BOWMAN CONSTRUCTION SUPPLY

[bowmanconstructionsupply.com](http://bowmanconstructionsupply.com)

[salesbcs@bowmanconstructionsupply.com](mailto:salesbcs@bowmanconstructionsupply.com)

#### DENVER

10801 E. 54th Ave.  
Denver, CO 80239  
303-696-8960

#### COLORADO SPRINGS

1830 Palmer Park Blvd.  
Colorado Springs, CO 80909  
719-257-7840

#### LOVELAND

4495 Woods Ave.  
Loveland, CO 80538  
970-535-0863

### CASCADE GEOSYNTHETICS

[cascadegeos.com](http://cascadegeos.com)

[salescascade@cascadegeos.com](mailto:salescascade@cascadegeos.com)

#### PORTLAND

3610 N. Suttle Rd. Bldg B  
Portland, OR 97217  
971-339-1020

#### SALT LAKE CITY

425 N. Neil Armstrong Rd.  
Salt Lake City, UT 84116  
435-276-0820

**GEOSYNTHETICS | EROSION CONTROL | STORMWATER MANAGEMENT  
REVEGETATION & SOIL AMENDMENTS | SEDIMENT CONTROL | HARDSCAPES**