

U-CARA® BACKER

UNILOCK®

TECH SHEET

THICKNESS 150MM
REGION CHICAGO



UNILOCK® Exclusive Technologies

ENDURACOLOR



APPLICATIONS

Note: Not all sizes are suitable for every application.




Fire Feature



Garden Wall



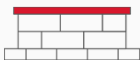
Outdoor Kitchen



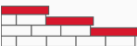
Pillars



Retaining Wall



Seat Wall



Step



Water Features

COLORS

NATURAL
FINISH: CLASSIC



LARGE/CORNER/PILLAR BACKER
175mm x 150mm x 294mm
6 7/8" x 5 7/8" x 11 5/8"



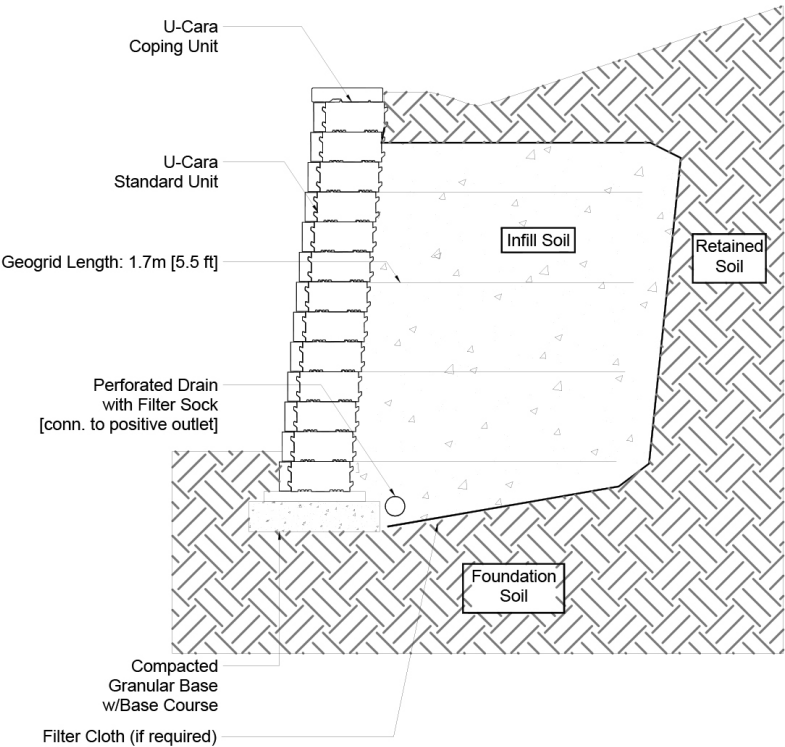
LARGE BACKER
200mm x 150mm x 294mm
7 7/8" x 5 7/8" x 11 5/8"



STANDARD BACKER
200mm x 150mm x 150mm
7 7/8" x 5 7/8" x 5 7/8"

TYPICAL CROSS SECTION

Note: Base, screed bed, infill aggregates and or reinforcements may vary based on project requirements or as specified by engineer.



PACKAGING

	LARGE / CORNER / PILLAR BACKER	LARGE BACKER	STANDARD BACKER
UNIT THICKNESS (MM)	150	150	150
LAYERS PER BUNDLE	4	3	3
FCFT PER BUNDLE	15.82	20.35	33.91
FCFT PER LAYER	3.96	6.78	11.30
FCFT PER UNIT	0.28	0.32	0.32
UNITS PER BUNDLE	56	63	105
UNITS PER LAYER	14	21	35
LBS PER BUNDLE	2,085	2,766	2,457.67
LBS PER LAYER	521.25	922	819.22
LBS PER UNIT	37.23	43.90	23.41

INSTALLATION NOTES

U-Cara is a retaining wall platform which provides for incredible design flexibility and can be used to construct anything from small garden walls to large retaining walls. The backbone of the wall is the backer block and the appearance is created by hanging beautiful fascia panels on the backers.

Applications – Design and build projects such as planters, steps, grill islands, pillars, seat walls, water features and structural walls reinforced with GeoGrid. U-Cara is designed mostly for straight walls, but low curved planters can be made if needed.

Capacity – Gravity walls up to 39" (1m). Geogrid reinforced walls up to 10 ft. (3m). Download the U-Cara manual for detailed information on how to build almost anything. [Installation Manual - English \(PDF\)](#)

Recommended Base Stabilization – one layer of DriveGrid™ stabilization grid between subgrade and base material. Use under Standard Base or Permeable Base.

Standard Base – Min. 6" – 8" of ¾" Crusher Run gravel (any road base standard in accordance with ASTM-D2940) compacted to 98% Standard Proctor Density (SPD).

Alternative Permeable Base – Min. 6" – 8" of ¾" clear open-graded stone compacted to achieve full particle lock-up and consolidation. (Clear open-graded does not compact but does consolidate slightly by rattling the particles together.)

Leveling – U-Cara **MUST** be constructed on U-Grip™ Base units or universal base pads. It will ensure improved accuracy and will make for a speedier installation. Additional benefits include long term structural integrity and an overall better appearance. Poured concrete leveling pads, reinforced with rebar, are also a great way to accomplish leveling, especially for larger installations. You must ensure that the concrete is poured and finished perfectly in order to achieve a good visual appearance.

Connection – features a tongue and groove connection. Use appropriate concrete adhesive for connection between standard backer units or where the key has been removed for corners. Always read adhesive manufacturers' directions prior to gluing.

Handling – Handle faces with care to avoid chipping edges.

Coping - This wall requires coping. Choose a manufactured coping such as Unilock Universal Coping or any of our natural stone coping options. Install with tight joints or 3/16" gap between units and amend with an exterior latex caulking. Cutting may be required; a diamond blade saw is required to cut coping properly. Glue all coping using a specially formulated concrete adhesive that is strong and will not break down over time. Always read adhesive manufacturers' directions prior to gluing.

Unilock reserves the right to change product information without notice.

PDF Generated May 15, 2025



DISTRIBUTED BY:

ASP Enterprises, Quick Supply Co., Bowman Construction Supply & Cascade Geosynthetics are sister companies that serve customers from the Midwest, across the Rocky Mountains to the Pacific Northwest. Together we supply customers with a variety of environmental construction materials including erosion and sediment control, geosynthetics, stormwater management, drainage products, hardscapes and outdoor living, revegetation and soil amendments, waterproofing solutions and more.



We are full line distributors of environmental construction materials for all project types. Contact us for assistance with a project or a quote on products. From specification recommendations and project development to installation and completion, we're here to help with all of your site solution needs. Our warehouses are stocked with readily available inventory and we offer same and next-day deliveries.

ASP ENTERPRISES

aspent.com

salesasp@aspent.com

ST. LOUIS

1099 Cassens Industrial Ct.
St. Louis, MO 63026
636-343-4357

KANSAS CITY

5301 E 59th St.
Kansas City, MO 64130
816-554-1191

OMAHA

15263 Cooper St.
Omaha, NE 68138
402-861-8579

WICHITA

316-393-1554

WENTZVILLE

1906 E Service Rd. HWY 61 N
Wentzville, MO 63385
636-445-9090

QUICK SUPPLY CO.

quicksupplyco.com

salesquick@quicksupplyco.com

DES MOINES

6620 NW Toni Dr.
Des Moines, IA 50313
515-289-1271

BOWMAN CONSTRUCTION SUPPLY

bowmanconstructionsupply.com

salesbcs@bowmanconstructionsupply.com

DENVER

10801 E. 54th Ave.
Denver, CO 80239
303-696-8960

COLORADO SPRINGS

1830 Palmer Park Blvd.
Colorado Springs, CO 80909
719-257-7840

LOVELAND

4495 Woods Ave.
Loveland, CO 80538
970-535-0863

CASCADE GEOSYNTHETICS

cascadegeos.com

salescascade@cascadegeos.com

PORTLAND

3610 N. Suttle Rd. Bldg B
Portland, OR 97217
971-339-1020

SALT LAKE CITY

425 N. Neil Armstrong Rd.
Salt Lake City, UT 84116
435-276-0820

**GEOSYNTHETICS | EROSION CONTROL | STORMWATER MANAGEMENT
REVEGETATION & SOIL AMENDMENTS | SEDIMENT CONTROL | HARDSCAPES**