

ESTATE WALL™



THICKNESS 75MM
REGION CHICAGO



UNILOCK Exclusive Technologies

- ELEGANCE
- ENDURACOLOR
- EASYCLEAN



APPLICATIONS

Note: Not all sizes are suitable for every application.



Fire Feature



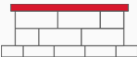
Garden Wall



Outdoor Kitchen




Retaining Wall



Seat Wall



Water Features



Pillars

COLORS

RIVER
FINISH: ANTIQUED /
PROCESSED



COPING TAPERED
320mm x 75mm x 300mm
12 5/8" x 3" x 11 7/8"

GRANITE
FINISH: ANTIQUED /
PROCESSED



COPING TAPERED
320mm x 75mm x 300mm
12 5/8" x 3" x 11 7/8"

SANDSTONE
FINISH: ANTIQUED /
PROCESSED



COPING TAPERED
320mm x 75mm x 300mm
12 5/8" x 3" x 11 7/8"

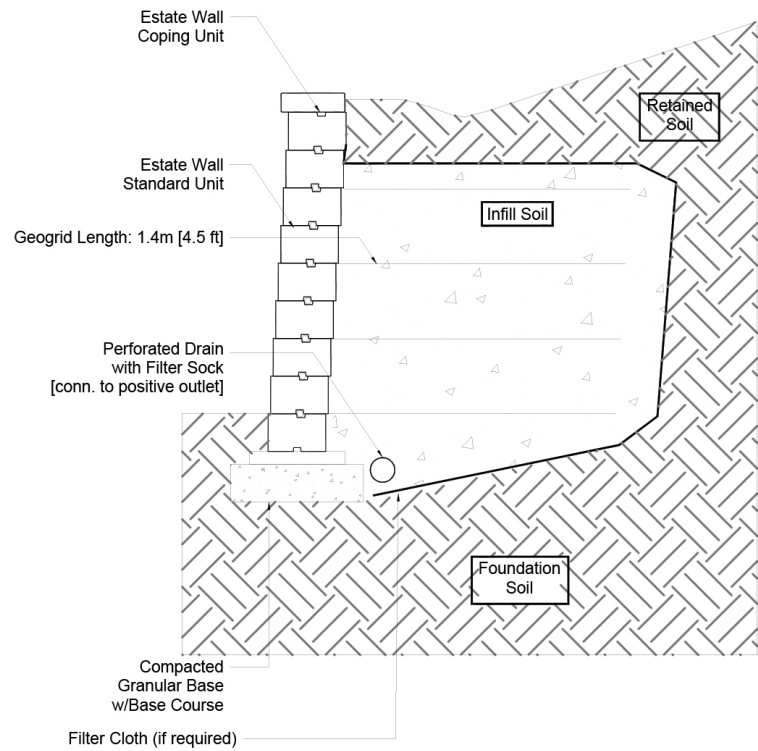
SIERRA
FINISH: ANTIQUED /
PROCESSED



COPING TAPERED
320mm x 75mm x 300mm
12 5/8" x 3" x 11 7/8"

TYPICAL CROSS SECTION

Note: Base, screed bed, infill aggregates and or reinforcements may vary based on project requirements or as specified by engineer.



PACKAGING

	(150) RANDOM TAPERED RANDOM BUNDLE	CORNER 6"	COPING TAPERED
UNIT THICKNESS (MM)	150	150	75
LAYERS PER BUNDLE	5	5	8
FCFT PER BUNDLE	31.25	20.83	18.74
FCFT PER LAYER	6.25	4.17	2.34
FCFT PER UNIT	0.52	0.52	0.26
UNITS PER BUNDLE	60	40	72
UNITS PER LAYER	12	8	9
LBS PER BUNDLE	3,040	2,264	2,391.98
LBS PER LAYER	608	452.80	299
LBS PER UNIT	50.67	56.60	33.22

INSTALLATION NOTES

ESTATE WALL™;

Add a regal touch to your home with a natural ledge rock look. The unique antique-textured finish of this majestic wall recreates the appearance of aged, natural rock. Create virtually any seat wall, planter, step or pillar design with these multiple length units.

Applications – Design and build projects such as planters, steps, grill islands, pillars, seat walls and water features. Can be used for straight and curved installations (Radius 5' is the tightest radius).

Capacity – Gravity walls up to 39" (1m). Geogrid reinforced walls up to 10 ft. (3 m).

Recommended Base Stabilization – one layer of DriveGrid™ stabilization grid between subgrade and base material. Use under Standard Base or Permeable Base.

Standard Base – Min. 6" – 8" of ¾" Crusher Run gravel (any road base standard in accordance with ASTM-D2940) compacted to 98% Standard Proctor Density (SPD).

Alternative Permeable Base – Min. 6" – 8" of ¾" clear open-graded stone compacted to achieve full particle lock-up and consolidation. (Clear open-graded does not compact but does consolidate slightly by rattling the particles together).

Leveling – Leveling retaining wall blocks directly on top of gravel is tedious and generally does not yield the best results. U-Grip Base units or universal base pads are recommended under all Unilock walls for improved accuracy and speedier installation. Additional benefits include long term structural integrity and an overall better appearance. Poured concrete leveling pads, reinforced with rebar, are also a great way to accomplish leveling, particularly for larger installations. You must ensure that the concrete is poured and finished perfectly in order to achieve a good visual appearance.

Connection – features channels on top and bottom of each stone which are connected using a small insert provided with the system. Use appropriate concrete adhesive for connection between units where an insert has been removed or omitted. Always read adhesive manufacturers' directions prior to gluing.

Handling – No specific handling instructions.

Coping - This wall requires coping. Choose a manufactured coping such as Unilock Universal Coping or any of our natural stone coping options. Install with tight joints or 3/16" gap between units and amend with an exterior latex caulking. Cutting may be required; a diamond blade saw is required to cut coping properly. Glue all coping using a specially formulated concrete adhesive that is strong and will not break down over time. Always read adhesive manufacturers' directions prior to gluing.

Unilock reserves the right to change product information without notice.

PDF Generated May 15, 2025



DISTRIBUTED BY:

ASP Enterprises, Quick Supply Co., Bowman Construction Supply & Cascade Geosynthetics are sister companies that serve customers from the Midwest, across the Rocky Mountains to the Pacific Northwest. Together we supply customers with a variety of environmental construction materials including erosion and sediment control, geosynthetics, stormwater management, drainage products, hardscapes and outdoor living, revegetation and soil amendments, waterproofing solutions and more.



We are full line distributors of environmental construction materials for all project types. Contact us for assistance with a project or a quote on products. From specification recommendations and project development to installation and completion, we're here to help with all of your site solution needs. Our warehouses are stocked with readily available inventory and we offer same and next-day deliveries.

ASP ENTERPRISES

aspent.com

salesasp@aspent.com

ST. LOUIS

1099 Cassens Industrial Ct.
St. Louis, MO 63026
636-343-4357

KANSAS CITY

5301 E 59th St.
Kansas City, MO 64130
816-554-1191

OMAHA

15263 Cooper St.
Omaha, NE 68138
402-861-8579

WICHITA

316-393-1554

WENTZVILLE

1906 E Service Rd. HWY 61 N
Wentzville, MO 63385
636-445-9090

QUICK SUPPLY CO.

quicksupplyco.com

salesquick@quicksupplyco.com

DES MOINES

6620 NW Toni Dr.
Des Moines, IA 50313
515-289-1271

BOWMAN CONSTRUCTION SUPPLY

bowmanconstructionsupply.com

salesbcs@bowmanconstructionsupply.com

DENVER

10801 E. 54th Ave.
Denver, CO 80239
303-696-8960

COLORADO SPRINGS

1830 Palmer Park Blvd.
Colorado Springs, CO 80909
719-257-7840

LOVELAND

4495 Woods Ave.
Loveland, CO 80538
970-535-0863

CASCADE GEOSYNTHETICS

cascadegeos.com

salescascade@cascadegeos.com

PORTLAND

3610 N. Suttle Rd. Bldg B
Portland, OR 97217
971-339-1020

SALT LAKE CITY

425 N. Neil Armstrong Rd.
Salt Lake City, UT 84116
435-276-0820

**GEOSYNTHETICS | EROSION CONTROL | STORMWATER MANAGEMENT
REVEGETATION & SOIL AMENDMENTS | SEDIMENT CONTROL | HARDSCAPES**