


# BRUSSELS BLOCK®

## PATTERN A

Standard - Stacked Bond




*Shaded area represents repeatable pattern.*

**NOTE:** Some patterns may not necessarily reflect the percentages of stone sizes within a particular bundle configuration. In some cases you may have extras in one or more of the sizes. This must be accounted for in your planning and design.

# BRUSSELS BLOCK®

PATTERN B

Standard Running Bond



Shaded area represents repeatable pattern.


**NOTE:** Some patterns may not necessarily reflect the percentages of stone sizes within a particular bundle configuration. In some cases you may have extras in one or more of the sizes. This must be accounted for in your planning and design.

**UNILOCK®**  
PAVERS & WALLS

# BRUSSELS BLOCK®

## PATTERN C

Standard - Herringbone




*Shaded area represents repeatable pattern.*

**NOTE:** Some patterns may not necessarily reflect the percentages of stone sizes within a particular bundle configuration. In some cases you may have extras in one or more of the sizes. This must be accounted for in your planning and design.

# BRUSSELS BLOCK®

PATTERN D

Half Stone Running Bond



Shaded area represents repeatable pattern.


**NOTE:** Some patterns may not necessarily reflect the percentages of stone sizes within a particular bundle configuration. In some cases you may have extras in one or more of the sizes. This must be accounted for in your planning and design.

**UNILOCK®**  
PAVERS & WALLS

# BRUSSELS BLOCK<sup>®</sup>

PATTERN E

Half Stone Herringbone



*Shaded area represents repeatable pattern.*


**NOTE:** Some patterns may not necessarily reflect the percentages of stone sizes within a particular bundle configuration. In some cases you may have extras in one or more of the sizes. This must be accounted for in your planning and design.

**UNILOCK<sup>®</sup>**  
PAVERS & WALLS

# BRUSSELS BLOCK®

PATTERN H

33% Halfstone    67% Standard




Shaded area represents repeatable pattern.

**NOTE:** Some patterns may not necessarily reflect the percentages of stone sizes within a particular bundle configuration. In some cases you may have extras in one or more of the sizes. This must be accounted for in your planning and design.

# BRUSSELS BLOCK®

PATTERN I

33% Halfstone    67% Standard



Shaded area represents repeatable pattern.


**NOTE:** Some patterns may not necessarily reflect the percentages of stone sizes within a particular bundle configuration. In some cases you may have extras in one or more of the sizes. This must be accounted for in your planning and design.

**UNILOCK®**  
PAVERS & WALLS

# BRUSSELS BLOCK®

PATTERN J

20% Half Stone    80% Standard



Shaded area represents repeatable pattern.


**NOTE:** Some patterns may not necessarily reflect the percentages of stone sizes within a particular bundle configuration. In some cases you may have extras in one or more of the sizes. This must be accounted for in your planning and design.



# BRUSSELS BLOCK®

PATTERN K

33% Half Stone    67% Standard



*Shaded area represents repeatable pattern.*


**NOTE:** Some patterns may not necessarily reflect the percentages of stone sizes within a particular bundle configuration. In some cases you may have extras in one or more of the sizes. This must be accounted for in your planning and design.

**UNILOCK®**  
PAVERS & WALLS

# BRUSSELS BLOCK®

PATTERN O

33% Halfstone    67% Standard



*Shaded area represents repeatable pattern.*


**NOTE:** Some patterns may not necessarily reflect the percentages of stone sizes within a particular bundle configuration. In some cases you may have extras in one or more of the sizes. This must be accounted for in your planning and design.

**UNILOCK®**  
PAVERS & WALLS

# BRUSSELS BLOCK®

PATTERN P

33% Halfstone    67% Standard



Shaded area represents repeatable pattern.


**NOTE:** Some patterns may not necessarily reflect the percentages of stone sizes within a particular bundle configuration. In some cases you may have extras in one or more of the sizes. This must be accounted for in your planning and design.

**UNILOCK®**  
PAVERS & WALLS

# BRUSSELS BLOCK®

PATTERN Q

33% Halfstone    67% Standard



Shaded area represents repeatable pattern.


**NOTE:** Some patterns may not necessarily reflect the percentages of stone sizes within a particular bundle configuration. In some cases you may have extras in one or more of the sizes. This must be accounted for in your planning and design.

**UNILOCK®**  
PAVERS & WALLS

# BRUSSELS BLOCK<sup>®</sup>

PATTERN W

18% Halfstone    23% Standard    59% XL



*Shaded area represents repeatable pattern.*

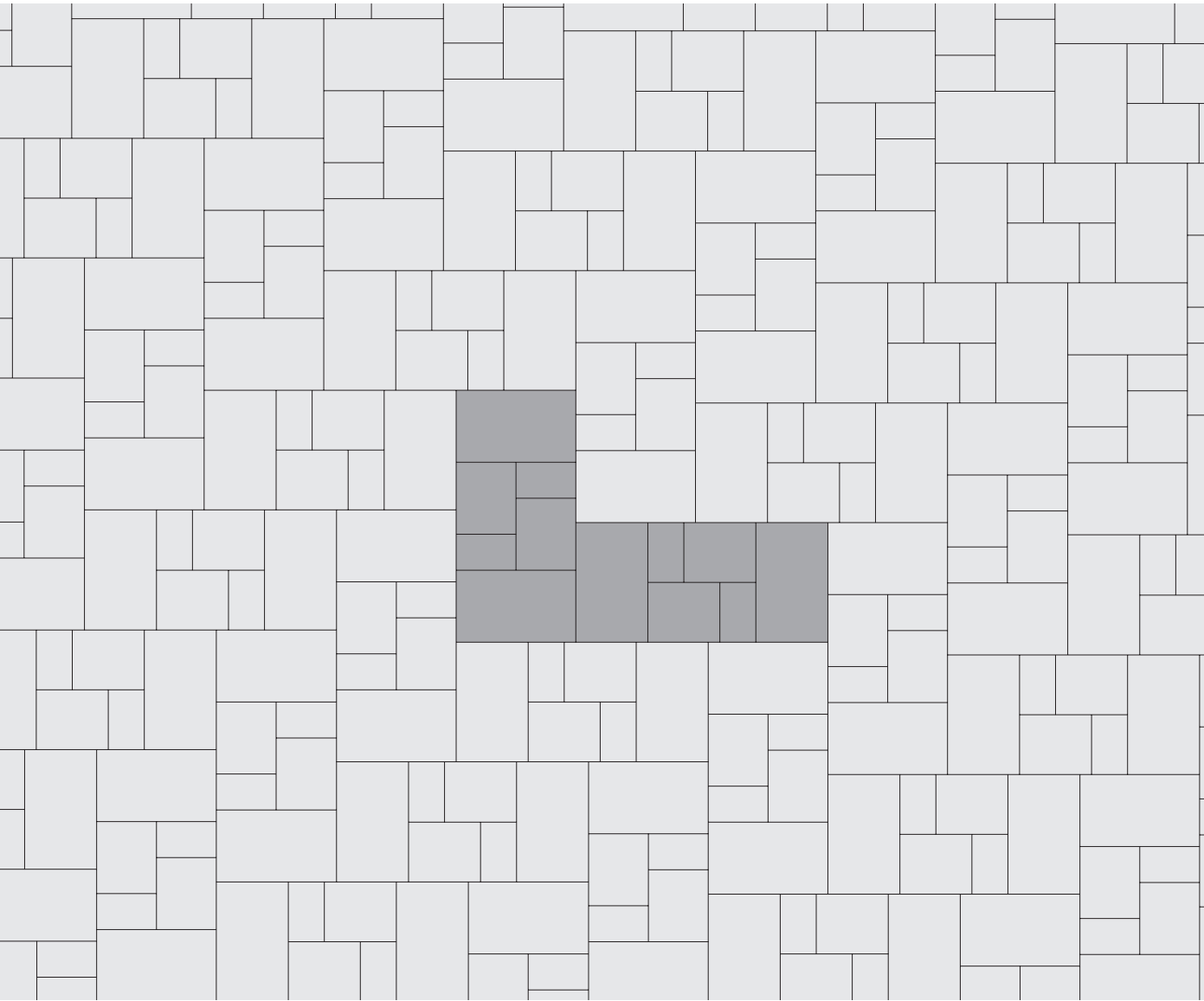
**NOTE:** Some patterns may not necessarily reflect the percentages of stone sizes within a particular bundle configuration. In some cases you may have extras in one or more of the sizes. This must be accounted for in your planning and design.

**UNILOCK<sup>®</sup>**  
PAVERS & WALLS

# BRUSSELS BLOCK®

PATTERN X

14% Halfstone    29% Standard    57% XL




Shaded area represents repeatable pattern.

**NOTE:** Some patterns may not necessarily reflect the percentages of stone sizes within a particular bundle configuration. In some cases you may have extras in one or more of the sizes. This must be accounted for in your planning and design.

# BRUSSELS BLOCK®

PATTERN Y

14% Halfstone    29% Standard    57% XL



*Shaded area represents repeatable pattern.*


**NOTE:** Some patterns may not necessarily reflect the percentages of stone sizes within a particular bundle configuration. In some cases you may have extras in one or more of the sizes. This must be accounted for in your planning and design.

**UNILOCK®**  
PAVERS & WALLS

# BRUSSELS BLOCK®

PATTERN Z

14% Halfstone    29% Standard    57% XL



Shaded area represents repeatable pattern.


**NOTE:** Some patterns may not necessarily reflect the percentages of stone sizes within a particular bundle configuration. In some cases you may have extras in one or more of the sizes. This must be accounted for in your planning and design.



# BRUSSELS BLOCK<sup>®</sup>

PATTERN AC

50% Standard    50% XL



*Shaded area represents repeatable pattern.*


**NOTE:** Some patterns may not necessarily reflect the percentages of stone sizes within a particular bundle configuration. In some cases you may have extras in one or more of the sizes. This must be accounted for in your planning and design.

**UNILOCK<sup>®</sup>**  
PAVERS & WALLS

# BRUSSELS BLOCK®

PATTERN AD

20% Standard    80% XL



*Shaded area represents repeatable pattern.*


**NOTE:** Some patterns may not necessarily reflect the percentages of stone sizes within a particular bundle configuration. In some cases you may have extras in one or more of the sizes. This must be accounted for in your planning and design.

**UNILOCK®**  
PAVERS & WALLS

# BRUSSELS BLOCK®

PATTERN AE

25% Halfstone    25% Standard    50% XL



*Shaded area represents repeatable pattern.*


**NOTE:** Some patterns may not necessarily reflect the percentages of stone sizes within a particular bundle configuration. In some cases you may have extras in one or more of the sizes. This must be accounted for in your planning and design.

**UNILOCK®**  
PAVERS & WALLS

# BRUSSELS BLOCK®

PATTERN AF

20% Halfstone    40% Standard    40% XL



*Shaded area represents repeatable pattern.*


**NOTE:** Some patterns may not necessarily reflect the percentages of stone sizes within a particular bundle configuration. In some cases you may have extras in one or more of the sizes. This must be accounted for in your planning and design.

**UNILOCK®**  
PAVERS & WALLS

# BRUSSELS BLOCK<sup>®</sup>

PATTERN AH

14% Halfstone    29% Standard    57% XL



Shaded area represents repeatable pattern.

**NOTE:** Some patterns may not necessarily reflect the percentages of stone sizes within a particular bundle configuration. In some cases you may have extras in one or more of the sizes. This must be accounted for in your planning and design.



## DISTRIBUTED BY:

ASP Enterprises, Quick Supply Co., Bowman Construction Supply & Cascade Geosynthetics are sister companies that serve customers from the Midwest, across the Rocky Mountains to the Pacific Northwest. Together we supply customers with a variety of environmental construction materials including erosion and sediment control, geosynthetics, stormwater management, drainage products, hardscapes and outdoor living, revegetation and soil amendments, waterproofing solutions and more.



We are full line distributors of environmental construction materials for all project types. Contact us for assistance with a project or a quote on products. From specification recommendations and project development to installation and completion, we're here to help with all of your site solution needs. Our warehouses are stocked with readily available inventory and we offer same and next-day deliveries.

### ASP ENTERPRISES

[aspent.com](http://aspent.com)

[salesasp@aspent.com](mailto:salesasp@aspent.com)

#### ST. LOUIS

1099 Cassens Industrial Ct.  
St. Louis, MO 63026  
636-343-4357

#### KANSAS CITY

5301 E 59th St.  
Kansas City, MO 64130  
816-554-1191

#### OMAHA

15263 Cooper St.  
Omaha, NE 68138  
402-861-8579

#### WICHITA

316-393-1554

#### WENTZVILLE

1906 E Service Rd. HWY 61 N  
Wentzville, MO 63385  
636-445-9090

### QUICK SUPPLY CO.

[quicksupplyco.com](http://quicksupplyco.com)

[salesquick@quicksupplyco.com](mailto:salesquick@quicksupplyco.com)

#### DES MOINES

6620 NW Toni Dr.  
Des Moines, IA 50313  
515-289-1271

### BOWMAN CONSTRUCTION SUPPLY

[bowmanconstructionsupply.com](http://bowmanconstructionsupply.com)

[salesbcs@bowmanconstructionsupply.com](mailto:salesbcs@bowmanconstructionsupply.com)

#### DENVER

10801 E. 54th Ave.  
Denver, CO 80239  
303-696-8960

#### COLORADO SPRINGS

1830 Palmer Park Blvd.  
Colorado Springs, CO 80909  
719-257-7840

#### LOVELAND

4495 Woods Ave.  
Loveland, CO 80538  
970-535-0863

### CASCADE GEOSYNTHETICS

[cascadegeos.com](http://cascadegeos.com)

[salescascade@cascadegeos.com](mailto:salescascade@cascadegeos.com)

#### PORTLAND

3610 N. Suttle Rd. Bldg B  
Portland, OR 97217  
971-339-1020

#### SALT LAKE CITY

425 N. Neil Armstrong Rd.  
Salt Lake City, UT 84116  
435-276-0820

**GEOSYNTHETICS | EROSION CONTROL | STORMWATER MANAGEMENT  
REVEGETATION & SOIL AMENDMENTS | SEDIMENT CONTROL | HARDSCAPES**