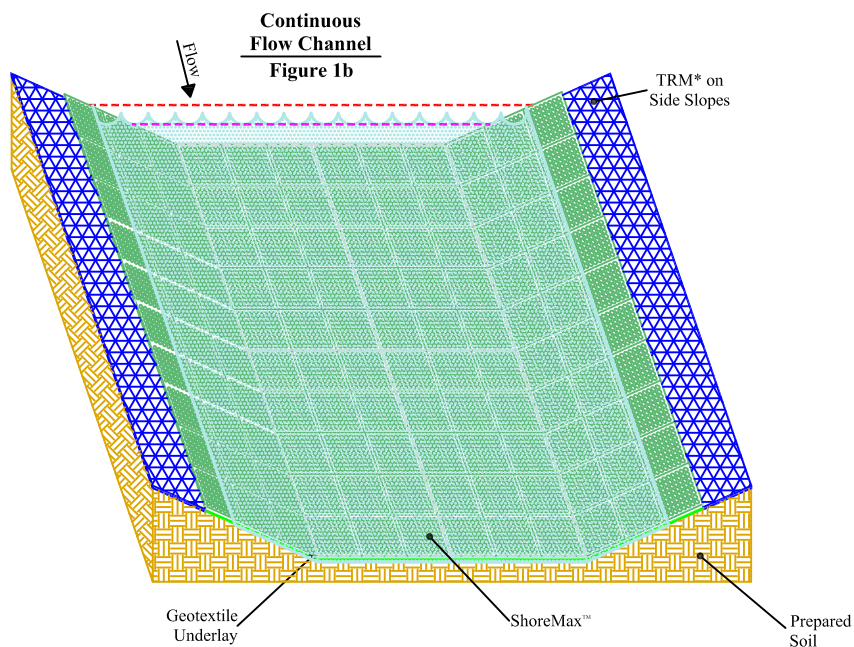


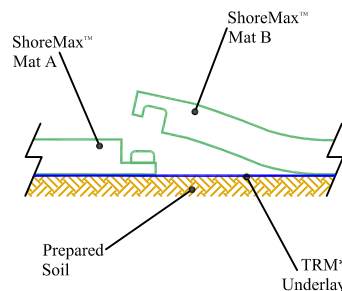
**Steep Channel**  
**Figure 1**



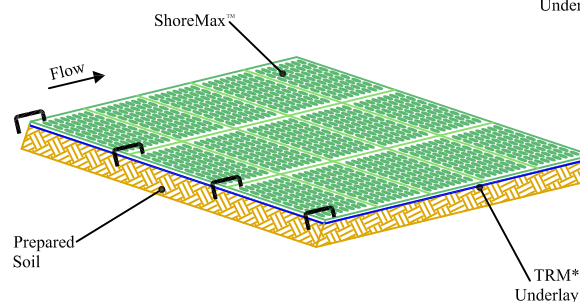
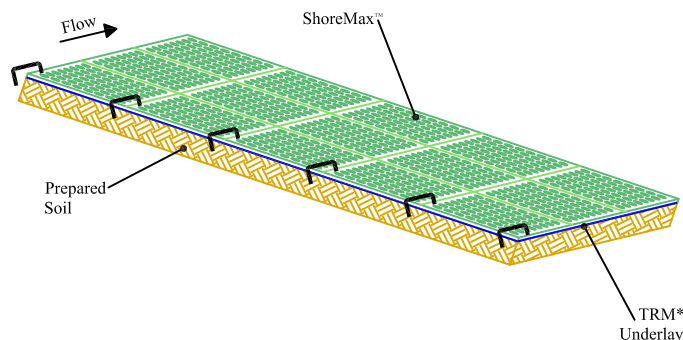
**Continuous Flow Channel**  
**Figure 1b**

High Scour Line - - - -  
Low Flow Line - - - -

**Channel/Downchute/Spillway**  
**Plan View**



**Integrated Panel Interlock System**  
**Figure 2**



**Leading Edge Anchoring**  
**Figure 3**

**Drawing Not To Scale**

# ShoreMax™

## STEEP CHANNEL/ CHUTE/SPILLWAY DETAIL

\* ShoreMax mats can be installed over a variety of underlayments including: sod, turf reinforcement mats (TRMs), geotextiles, and in some cases erosion control blankets (ECBs).

1. Prepare soil before installing erosion control products, including any necessary application of lime, fertilizer, and seed (when installing TRM or ECB underlayment).
2. Install turf reinforcement mat (TRM) over prepared soils according to manufacturer's recommendations.
3. Place ShoreMax mat in the bottom of the channel over the installed TRM (figure 1). The ShoreMax mat should be installed up to the appropriate elevation on the side slope as determined by the engineer. When using multiple panels, connect the panels using the Integrated Panel Interlock System (figure 2). ShoreMax mat can be laid in either direction.
4. For channels carrying continuous water flows, an appropriate geotextile should be placed under the ShoreMax mat for submerged applications (figure 1b).
5. Place staples/anchors in the appropriate pattern. Perimeter staples can be shared between two adjacent panels. In soft or highly erodible soils, percussion earth anchors may be required. View ShoreMax Anchoring Guide, for additional details.
6. At beginning of channel and areas where significant concentrated flows are directed onto the ShoreMax mat, place 1 staple/pin per linear foot along the leading edge of the ShoreMax system, resulting in 1 staple/pin on each corner and gridline (figure 3).



5401 St. Wendel - Cynthiana Rd.  
Poseyville, IN 47633

PH: 800-772-2040  
www.nagreen.com

### Disclaimer:

The information presented herein is general design information only. For specific applications, consult an independent professional for further design guidance.

Drawn on: 5-4-17



**Bowman**  
Construction  
Supply Inc.



**Quick**  
Supply Co.



**Cascade**  
GEOSYNTHETICS

## LOCATIONS & CONTACT INFO

### ASP ENTERPRISES

aspent.com  
salesasp@aspent.com

### BOWMAN CONSTRUCTION SUPPLY

bowmanconstructionsupply.com  
salesbcs@bowmanconstructionsupply.com

### QUICK SUPPLY CO.

quicksupplyco.com  
salesquick@quicksupplyco.com

### CASCADE GEOSYNTHETICS

cascadegeos.com  
salescascade@cascadegeos.com

**St. Louis, MO** 636.343.4357  
**Omaha, NE** 402.861.8579  
**Kansas City, MO** 816.554.1191  
**Wichita, KS** 316.393.1554

**Denver, CO** 303.696.8960  
**Colorado Springs, CO** 719.257.7840  
**Loveland, CO** 970.535.0863

**Des Moines, IA**  
515.289.1271

**Portland, OR**  
971.339.1020

## SOLUTIONS WE SUPPLY

### GEOSYNTHETICS

Filter Fabrics

Stabilization Fabrics

Geogrids

- Road Grids
- Wall Grids
- Slope Stabilization

Specialty Fabrics

Composite Geomembranes

- GCLs, PVC, HDPE, LLDPE, EPDM, Granular Bentonite

### SEDIMENT CONTROL

Inlet Protection

- Grated Inlet, Curb Inlet, Area Inlet Protection

Ditch Checks

- Triangle Silt Dike
- GeoRidge

Perimeter Protection

- High and Low-Porosity Silt Fence, Straw Wattles, Silt Socks
- Safety Fence

Flocculants & Water Treatment

- Polymer-Based & Natural Flocculants

Sediment Basin Skimmers

Dewatering Bags

Trackout Control

- FODS
- Rumble Grates

Turbidity Curtains

### EROSION CONTROL

Basic Hydraulically Applied Mulches

- Wood
- Paper
- Blends
- Straw

High-Performance Hydraulically

Applied Products

- BFM
- FGM
- Additives & Tackifiers

Temporary Erosion Control Blankets

- Coir & Jute Mat/Nettings
- Short-Term ECBs
- Extended-Term ECBs

Permanent Erosion Control Blankets

- Turf Reinforcement Mats
- HP-TRMs
- Anchor Reinforced Vegetation System

Structural BMPs

- Transition Mats
- Geoweb Cellular Confinement
- Composite Vegetated Armor System
- Flex MSE Vegetated Wall System
- Articulated Concrete Block
- Gabions
- Grout-Filled Geotextile Mats

Vegetation Establishment

- Native Seed & Turf Seed
- Fertilizers
- Organic Soil Additives
- Stratavault Soil Cells

### STORMWATER MANAGEMENT

Water Quality

- Inlet Filter Boxes
- Pre-Treatment Chamber
- Nutrient Separating Baffle Boxes
- High-Flow Biofiltration Media
- Hydrodynamic Separators
- Stratavault

Water Quantity

- Modular Underground Storage Systems
- Chamber Detention Systems

Drainage

- HDPE Swale Liner
- Pipe & Fittings
- Drainage Composites
- Strip Drain

Inlet Structures

- PVC
- Drain Basins, In-Line Drains
- Landscape

Permeable Pavers

- Permeable Articulating Concrete Block
- Grass Pavers
- Gravel Pavers
- Concrete Pavers

### SPECIALTY

Natural & Synthetic Coir Fiber Logs

Vegetated Reinforced Soil Slopes

Soil Anchors

Root Barrier System

AquaBlok

Muscle Wall

We are full line distributors of construction materials for all project types. Contact us for assistance with a project. From specification and development to installation and completion, we're here to help with all of your site solution needs.

**GEOSYNTHETICS | EROSION CONTROL | STORMWATER MANAGEMENT**  
**SEDIMENT CONTROL | REVEGETATION & SOIL AMENDMENTS**