



Concrete on a Roll



Concrete Canvas® GCCM

Concrete Canvas® is part of a revolutionary new class of construction materials called Geosynthetic Cementitious Composite Mats (GCCMs) which replace conventional concrete in erosion control applications. It is a flexible, concrete filled geotextile that hardens on hydration to form a thin, durable and water proof concrete layer. Essentially, it's *Concrete on a Roll™*. Concrete Canvas® GCCM (CC) allows concrete construction without the need for plant or mixing equipment: just add water.

CC consists of geosynthetic fibrous top surface and a 3-dimensional fibre matrix filled with a specially formulated dry concrete mix covering an intergral PVC backing layer. CC is hydrated either by spraying or by being fully immersed in water and 24 hours later, the material has set and is ready for use. Once set, the fibres reinforce the concrete, preventing crack propagation and providing a safe plastic failure mode.

Concrete Canvas® GCCM User Benefits

Rapid Install

CC can be laid at a rate of 200m²/hour, up to 10 times faster than conventional concrete solutions.

Easy to Use

The concrete is pre-mixed so there is no need for on site mixing, measuring or compacting. CC is also available in hand portable Batched Rolls for applications with limited access. CC can be installed in the rain.

Lower Project Costs

The speed and ease of installation mean Concrete Canvas® GCCM is more cost-effective than conventional concrete, with less logistical complexity.

Lower Carbon

CC can provide more than 60% CO₂e savings when used to replace conventional poured concrete for erosion control applications.

Concrete Canvas® GCCM Key Properties

Durable

CC is 5 times as abrasion resistant as standard OPC concrete, has excellent chemical resistance, weathering performance and UV resistance. CC is **BBA certified** (certificate number 19/5685) with a durability in excess of 120 years when used in erosion control applications.

Flexible

Unset CC has good drape characteristics and will closely follow the ground profile and fit around existing infrastructure. Unset CC can be cut or tailored using basic hand tools.

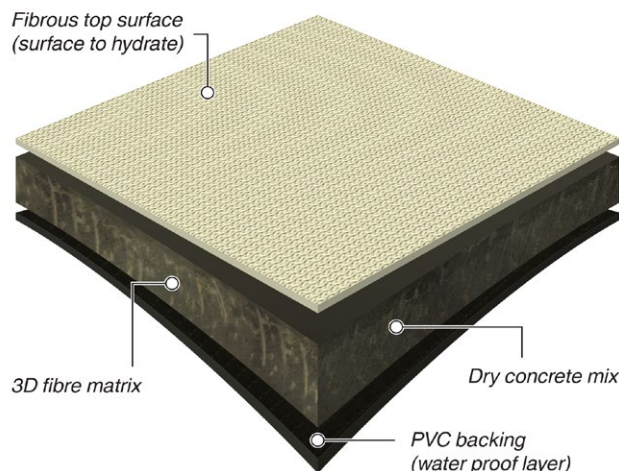
Strong

Once cured the fibre reinforcement reduces cracking, absorbs energy from impacts and provides a stable failure mode.


Prevents Erosion

The PVC backing helps ensure that water cannot come into contact with the subgrade and create scour or erosion, even if different settlement occurs.

Concrete Canvas® GCCM section



Concrete Canvas® GCCM Section



CC Batched Rolls



CC Bulk Roll

The Importance of ASTM D8364 - Standard Specification for GCCM Materials

Over the past decade, the use of Geosynthetic Cementitious Composite Mats (GCCMs) to provide durable surface erosion control solutions has gained global acceptance. In 2021, **ASTM D8364** 'Standard Specification for GCCM materials' was published and is an internationally recognised performance standard, specifying the minimum performance requirements for three Types of GCCMs to provide differing levels of erosion protection.

ASTM D8364 is an essential tool for all GCCM users, making specifying the right product easier for the designer whilst ensuring they meet minimum performance requirements, helping to ensure project success.

Concrete Canvas Ltd manufacture 3 types of CC to align with ASTM D8364: CCT1®, CCT2® and CCT3® which are Type I, Type II & Type III GCCMs respectively.

Concrete Canvas® GCCM Applications

Channel Lining

CC can be rapidly unrolled to form a ditch or channel lining. It is significantly faster, easier and less expensive to install than conventional concrete channel lining and requires no specialist equipment. The matting can be laid at a rate of 200m² per hour by a 3 person team.



Slope Protection

CC can be used to protect slopes from surface erosion. Compared to shotcrete it is typically faster to install, more cost effective, requires less specialist plant equipment, and eliminates the risks associated with rebound and debris.



Bund Lining

CC provides a cost-effective alternative for lining secondary containment bunds. It acts as an effective weed suppressant, reducing maintenance costs.


Its ability to be installed quickly reduces time on site, whilst the availability of hand-portable Batched Rolls allows for installation in areas with reduced access.



Weed Suppression

CC is used to provide effective, durable and long-term weed suppression, reducing de-vegetation requirements and associated maintenance costs.

CC can be used where de-vegetation is required to maintain operational and health and safety requirements, or where limited access and sensitive infrastructure prevents the use of traditional methods.



Remediation

CC can be used to rapidly re-line and refurbish existing infrastructure suffering from environmental degradation and cracking. CC lined structures can be returned to operation in 24hrs from installation.

Unlike structures re-lined with traditional concrete, the internal volume of CC lined structures is maintained ensuring that the channel design flow capacity is preserved.



Culvert Lining

CC can be used to extend the durability of new build culverts and to upgrade existing structures, preventing the need for asset replacement.

The speed, ease and flexibility of CC offers significant technical and financial advantages, whilst offering a durable means of providing erosion protection. CC is used to replace, poured or sprayed concrete and bitumen coatings.



CC Properties (Pre-set)

	Test Method	Unit	Typical Values		
			CCT1®	CCT2®	CCT3®
GCCM Classification	ASTM D8364	Type	I	II	III
Thickness	BS EN 1849-2	mm	5	7	11
Roll Width	*	m	1.0	1.1	1.1
Area of CC per Batched Roll	*	m²	10	5	N/A
Area of CC per Bulk Roll	*	m²	170	125	80
Mass per Unit Area	BS EN 1849-2	kg/m²	8	12	19
Density	BS EN 1849-2	kg/m³	1500-1750		
Density Increase on Curing	*	% Increase	15-25		
Working Time from Hydration (refer to the CC Hydration Guide)	*	Hours	1 to 2		
Embodied CO₂ Saving (cradle to grave for CCT2® as a % of poured concrete - refer to CC CO ₂ Report)	ISO 14040	% Saving	62		

CC Properties (Post-set)

(Hydrated by full immersion in accordance with ASTM D8030)

	Test Method	Unit	Typical Values		
			CCT1®	CCT2®	CCT3®
Compressive Strength of Cementitious Mix - 28 Day (water/cementitious materials ratio to ASTM D8329)	ASTM D8329	MPa	45	60	65
Flexural Strength - 1 Day - Initial Flexural Strength	ASTM D8058	MPa	4		
Flexural Strength - 1 Day - Final Flexural Strength	ASTM D8058	MPa	10/4.5	6/4.5	6/4.5
Freeze - Thaw Resistance (retained Initial Flexural Strength after 200 cycles)	ASTM C1185	%	80		
Chemical Resistance (refer to CC Chemical Resistance)	BS EN 14414 (Mod)	-	Passed		
Abrasion Resistance (cementitious barrier depth of wear)	ASTM C1353 / D8364	mm/1000 Cycles	0.15		
Durability (See CC BBA Certificate 19/5685)		Years	120		

The above values are typical and provide an indication of product performance based on testing by BICS Laboratories Ltd or TRI Environmental. Values marked with an asterisk (*) are based on Concrete Canvas Ltd laboratories internal assessments and testing. Please refer to the Concrete Canvas® [Data Sheet](#) for additional information on testing and data. Information is provided based on current test data and may be subject to change as new information becomes available. The versatile nature of Concrete Canvas® means that all application conditions cannot be anticipated. Concrete Canvas Ltd makes no warranties and assumes no liability in connection with this information. Project specific testing may be required to determine the suitability for Concrete Canvas® material use in a particular application.





Bowman
Construction
Supply Inc.



Quick
Supply Co.



Cascade
GEOSYNTHETICS

LOCATIONS & CONTACT INFO

ASP ENTERPRISES

aspent.com
salesasp@aspent.com

BOWMAN CONSTRUCTION SUPPLY

bowmanconstructionsupply.com
salesbcs@bowmanconstructionsupply.com

QUICK SUPPLY CO.

quicksupplyco.com
salesquick@quicksupplyco.com

CASCADE GEOSYNTHETICS

cascadegeos.com
salescascade@cascadegeos.com

St. Louis, MO 636.343.4357
Omaha, NE 402.861.8579
Kansas City, MO 816.554.1191
Wichita, KS 316.393.1554

Denver, CO 303.696.8960
Colorado Springs, CO 719.257.7840
Loveland, CO 970.535.0863

Des Moines, IA
515.289.1271

Portland, OR
971.339.1020

SOLUTIONS WE SUPPLY

GEOSYNTHETICS

Filter Fabrics

Stabilization Fabrics

Geogrids

- Road Grids
- Wall Grids
- Slope Stabilization

Specialty Fabrics

Composite Geomembranes

- GCLs, PVC, HDPE, LLDPE, EPDM, Granular Bentonite

SEDIMENT CONTROL

Inlet Protection

- Grated Inlet, Curb Inlet, Area Inlet Protection

Ditch Checks

- Triangle Silt Dike
- GeoRidge

Perimeter Protection

- High and Low-Porosity Silt Fence, Straw Wattles, Silt Socks
- Safety Fence

Flocculants & Water Treatment

- Polymer-Based & Natural Flocculants

Sediment Basin Skimmers

Dewatering Bags

Trackout Control

- FODS
- Rumble Grates

Turbidity Curtains

EROSION CONTROL

Basic Hydraulically Applied Mulches

- Wood
- Paper
- Blends
- Straw

High-Performance Hydraulically

Applied Products

- BFM
- FGM
- Additives & Tackifiers

Temporary Erosion Control Blankets

- Coir & Jute Mat/Nettings
- Short-Term ECBs
- Extended-Term ECBs

Permanent Erosion Control Blankets

- Turf Reinforcement Mats
- HP-TRMs
- Anchor Reinforced Vegetation System

Structural BMPs

- Transition Mats
- Geoweb Cellular Confinement
- Composite Vegetated Armor System
- Flex MSE Vegetated Wall System
- Articulated Concrete Block
- Gabions
- Grout-Filled Geotextile Mats

Vegetation Establishment

- Native Seed & Turf Seed
- Fertilizers
- Organic Soil Additives
- Stratavault Soil Cells

STORMWATER MANAGEMENT

Water Quality

- Inlet Filter Boxes
- Pre-Treatment Chamber
- Nutrient Separating Baffle Boxes
- High-Flow Biofiltration Media
- Hydrodynamic Separators
- Stratavault

Water Quantity

- Modular Underground Storage Systems
- Chamber Detention Systems

Drainage

- HDPE Swale Liner
- Pipe & Fittings
- Drainage Composites
- Strip Drain

Inlet Structures

- PVC
- Drain Basins, In-Line Drains
- Landscape

Permeable Pavers

- Permeable Articulating Concrete Block
- Grass Pavers
- Gravel Pavers
- Concrete Pavers

SPECIALTY

Natural & Synthetic Coir Fiber Logs

Vegetated Reinforced Soil Slopes

Soil Anchors

Root Barrier System

AquaBlok

Muscle Wall

We are full line distributors of construction materials for all project types. Contact us for assistance with a project. From specification and development to installation and completion, we're here to help with all of your site solution needs.

**GEOSYNTHETICS | EROSION CONTROL | STORMWATER MANAGEMENT
SEDIMENT CONTROL | REVEGETATION & SOIL AMENDMENTS**